

## 1. PADI OPEN WATER DIVER COURSE

### Get Certified! Take a Scuba Lesson with the PADI Open Water Diver Course

Get your PADI scuba certification. If you've always wanted to learn how to scuba dive, discover new adventures or simply see the wondrous world beneath the waves, this is where it starts.

The PADI Open Water Diver course is the world's most popular scuba course, and has introduced millions of people to the adventurous diving lifestyle.

This course is designed to provide the student with the knowledge and skills needed to safely gain experience in the diving environment. This is internationally recognized credential allows you to dive around the world up to a safe limit of 60 ft.

#### Course Consist of:

- 5 Academic Session
- 5 Confined water sessions
- 5 Open water dives

#### The Fun Part

The fun part about this course is . . . well, just about all of it because learning to dive is incredible. You [breathe underwater](#) for the first time (something you'll never forget) and learn what you need to know to become a certified diver. During the course, you'll make at least five pool dives and four dives at local dive sites under the supervision of your PADI Instructor

*PADI OPEN WATER DIVER COURSE  
QUALIFIES FOR  
College Credit.*

*After reviewing the integrity and quality of PADI divers courses, the American council on education (ACE) has determined that PADI's **OPEN WATER DIVER COURSE** meets the educational standards and requirements for credit at the college level, even when taught away from a college or University See your local **KARACHI SCUBA DIVING CENTER** for more details.*

Prerequisites:

To enroll in the PADI Open Diver course or Junior Open Water Diver course, you must

- Be 10 years or older

## 2. PADI ADVANCED DIVER COURSE

### *Exploration, Excitement, Experiences.*

They're what the PADI Advanced Open Water Diver course is all about. And no, you don't have to be "advanced" to take it - it's designed so you can go straight into it after the [PADI Open Water Diver course](#). The Advanced Open Water Diver course helps you increase your confidence and build your scuba skills so you can become more comfortable in the water. This is a great way to get more dives under your belt while continuing to learn under the supervision of your PADI instructor. This course builds on what you've learned and develops new capabilities by introducing you to new activities and new ways to have fun scuba diving.

Provides the novice diver with a structured, well-supervised means to gain experience in various under water tasks i.e

- Deep dive,
- Compass Navigation

- Natural Navigation
- Night dive
- Search and Recovery

That broadens their awareness of the environment and their capabilities as a diver.

### **Prerequisites**

To take this course, you must be:

- A [PADI Open Water Diver](#) (or qualifying certification from another training organization)
- 15 years old (12 for Junior Advanced Open Water Diver)

## **3. PADI ADVENTURE DIVER COURSE**

The PADI Adventure Diver course helps you get more out of diving by introducing you to new types of scuba diving adventures. It's a great opportunity to work with your instructor to build your scuba diving skills and gain more confidence.

### **The Fun Part**

Have you always wanted to try [digital underwater photography](#)? How about [wreck diving](#)? Here's your chance because you can sample three dives of your choice, get a taste of what you like, and feel more at ease in the water, strengthening your underwater skills and letting you enjoy scuba diving more than ever.

- Get credit! Each Adventure Dive may be credited toward the first dive of the corresponding [PADI Specialty course](#). This means you can be well on your path to becoming a [Master Scuba Diver](#).

### **What You Learn**

You can choose what you're most interested in learning. Need to work on your buoyancy skills? Try the [Peak Performance Buoyancy](#) Adventure Dive. Want to know what you're looking at down there? Try the [AWARE-Fish Identification](#) Adventure Dive. Choose any three of the following Adventure Dives:

#### **Adventure Dives available to scuba divers 10 years old and older:**

- [Altitude Diver](#)
- [AWARE-Fish Identification](#)
- [Boat Diver](#)
- [Digital Underwater Photography](#)
- [Dry Suit Diver](#)
- [Peak Performance Buoyancy](#)
- [Underwater Naturalist](#)
- [Underwater Navigator](#)

#### **Additional Adventure Dives available to scuba divers 12 years old and older:**

- [Deep Diver](#)
- [Diver Propulsion Vehicle](#)
- [Drift Diver](#)
- [Multilevel Diver](#)
- [Night Diver](#)
- [Search and Recovery Diver](#)
- [Underwater Videography](#)
- [Wreck Diver](#)

Curious about [night diving](#)? Flip to the night diving chapter. Once you've previewed the skills, your instructor will guide you on your first night diving adventure. Having trouble with [underwater navigation](#)? Review the underwater navigation section then sign up for the Underwater Navigation Adventure Dive with your PADI Instructor.

### **Prerequisites**

To take the Adventure Diver course, you must be

- A [PADI Open Water Diver](#) or Junior Open Water Diver certification (or qualifying certification from another organization)
- Minimum age: 15 years old (10 years old for PADI Junior Adventure Diver)

### **Your Next Adventure**

After your PADI Adventure Diver certification you can take the next step by completing two more adventure dives. If you've completed five total adventure dives that include deep and navigation, you're an [PADI Advanced Open Water Diver](#)

PADI Adventure Dives can also count towards [PADI Specialty Diver certifications](#). For example, if you liked your Night Adventure Dive so much that you wanted to take a complete PADI [Night Diver Specialty](#) course, your Night Adventure Dive can count as the first dive of that specialty.

## **4. EMERGENCY FIRST RESPONSE COURSE**

This course is designed to train student in both CPR and First Aid techniques in a cohesive manner. That patient is passed from the paramedics, to the doctors in the emergency room. Skills covered are:  
Primary Assessment

- One-Rescuer CPR
- Obstructed Airways
- Control of Bleeding
- Shock Management
- Injury Assessment.

## PADI RESCUE DIVER COURSE

“Challenging” and “rewarding” best describe the PADI Rescue Diver course. Building upon what you’ve already learned, this course expands on what you already know about how to prevent problems, and how to manage them if they occur.

### The Fun Part

The fun part about this course is rising to challenges and mastering them. Most divers find this course both demanding and rewarding, and at the end, say it’s the best course they’ve ever taken.

### Get College Credit

You may be able to [earn college credit for the PADI Rescue Diver Course](#).

### What You Learn

- Self rescue
- Recognizing and managing stress in other divers
- Emergency management and equipment
- Rescuing panicked divers
- Rescuing unresponsive divers

### Prerequisites:

To enroll in the PADI Rescue Diver course, you must

- Be 12 years or older
- Have a PADI [Adventure Diver](#) certification (or have a qualifying certification from another organization)
- Be trained and current for [first aid and CPR](#) within the previous two years (Ask your instructor about [Emergency First Response](#) CPR and first aid courses).

## 5.SPECIALTY DIVER COURSES.

Are to familiarize divers with the skills, knowledge, planning, organization, procedures, and hazards for various special-interest areas in diving. i.e.

Research Diving, Equipment specialty,  
Multilevel Diver,  
Peak Performance Buoyancy,  
Under water Naturalist,  
Underwater Photographer  
Underwater Videographer.  
Drift diver,  
Cavern Diver,  
Deep Diver,  
Wreck Diver.

## 6.DIVEMASTER COURSE

Is the most extensive professional training programs in existence. The unique nature of Divemaster training is based on the concept of responsibility. The varied roles that a Divemaster may assume in his normal course of duties are:

Guide,  
Medic,  
Counselor,

Supervisor,  
Oceanographer,  
Public-relations expert,

Instructional Asistant,  
Technician,  
Sea-man and trained buddy

Prerequisites:

## 7.Scuba Review

### The PADI Scuba Review Course

Has it been a while since you've been scuba diving? Do you feel like your scuba skills and knowledge are a bit rusty? The Scuba Review Tune-up is just the refresher you need. It reacquaints you with diving so that you're back to feeling comfortable in the underwater world in less than a day.

### The Fun Part

Brush up on your scuba knowledge and skills. Improve your diving ability, and get your [scuba gear](#) ready for [your next scuba vacation or diving holiday](#).

### What You Learn

You go over scuba knowledge you learned during your initial training. Then, practice fundamental skills in a pool or a confined water area. You review:

- Safe diving practices
- Dive planning fundamentals
- Problem management
- Breathing air at depth
- Recreational diving and dive tables: basic knowledge
- Recreational diving and dive tables: dive planning

After you complete the knowledge assessment, you go through the Confined Water Skills Preview. You review information about each skill, why it's important, points to remember when performing the skill and a short video clip. Completing this section just before practicing is a great way to refresh your knowledge of how each skill is performed.

The Scuba Review course is particularly beneficial if you:

- Are a PADI Open Water Diver course referral student who wants a refresher prior to making your open water training dives
- Are a [PADI Scuba Diver](#) who wants to upgrade to [Open Water Diver](#)
- Just haven't scuba dived in a while and want to get acclimated again

## The Scuba Gear You Use

You use all the [basic scuba gear](#).

Check with your [local dive shop](#) KSDC about gear rentals and packages offered with this course. You can find most everything at the [scuba diving shop](#)

## The Learning Materials You Need

Quickly and effectively review scuba diving fundamentals with PADI's Scuba Tune-Up Guidebook. Begin by answering a few questions related to dive safety, problem management and dive planning. For example:

What are the five steps in a pre-dive safety check?

What is the maximum depth limit for all recreational diving?

What are the signs and symptoms of decompression sickness?

At 12meters/ 40 feet a diver runs out of air. Her buddy is more than 60 feet away, what should she do?

Correct answers will allow you to complete the book quickly. For incorrect answers, you'll read a brief explanation to help you understand the concept.


To purchase this product, contact your local PADI Instructor Rosheen/Yousuf, [dive shop](#).

## Prerequisites

To take Scuba Review, you must

- Have a [scuba diver certification](#) or be enrolled in a scuba certification course
- Be at least 10 years old

## 8.MASTER SCUBA DIVER RATING



## Sharpen Your Skills with the PADI Master Scuba Diver™ rating

You have the passion. You want to join the best of the best in recreational scuba diving. You want to live the dive lifestyle and explore the underwater world and go places and see things you have never experienced.

More than a pipe dream?

Absolutely! Do it by becoming a PADI Master Scuba Diver – a rating that puts you in a class of distinction – writing your ticket to endless adventure and opportunities through the experience and scuba training that sets you apart.

### The Fun Part

With the PADI Master Scuba Diver rating, you have reached the highest non professional level in the PADI System of diver education. It means that you have acquired significant training and experience in a variety of dive environments. See all the [specialty diver courses](#) offered.

### Prerequisites

- 12 years old
- [PADI Open Water Diver](#) (or qualifying certification from another training organization)
- [PADI Advanced Open Water Diver](#) (or qualifying certification from another training organization)
- [PADI Rescue Diver](#) or [Junior Rescue Diver](#) (or qualifying certification from another training organization)
- Minimum of five PADI [Specialty Diver courses](#)
- Minimum of 50 logged dives

Depending on where you live, you may also be eligible to earn free gifts while earning your Master Scuba Diver rating with the [Specialty of the Month program](#).

## 9. PADI Discover Scuba Diving Experience




Have you ever wondered what it's like to [breathe underwater](#). If you want to find out but aren't quite ready to take the plunge into a certification course, Discover Scuba Diving will let you try scuba to see if you like it.

Either in a pool or other body of water. You might try it close to home or while you're on [vacation](#).

While not an actual scuba certification, during the Discover Scuba Diving experience you'll learn how to use [scuba equipment](#) in shallow water and get a quick and easy introduction to what it takes to explore the underwater world.

### The Fun Part

There is nothing like [breathing underwater](#) for the very first time. It takes a little getting used to –after all, human beings weren't designed to do that – but after a few minutes of awestruck wonder, most participants realize how easy scuba diving really is. The biggest challenge instructors have with the Discover Scuba Diving program is not coaxing participants into the water, but coaxing them out when the program is over. The fun part? It's all fun!



- Plus, you can get credit! If your Discover Scuba Diving program includes an actual scuba dive in open water, your experience may count toward PADI [Scuba Diver](#) or [Open Water Diver](#) certification, putting you a step ahead of the game when you decide to go for it.

### What You Learn

You learn the basics you need to dive under the direct supervision of a PADI Professional. One thing you'll learn is that you really can [breathe underwater](#) and whether you like doing that or not. You will:

- Learn what wearing [scuba equipment](#) feels like and how easy it is to move around underwater while wearing it
- Find out what it's like to [breathe underwater](#) and learn whether you can be comfortable there
- Learn some basic skills and safety rules that will carry over to your [full scuba certification course](#) when you take the next step

### The Learning Materials You Need

- Just your willingness and undivided attention

### Prerequisites

- To take Discover Scuba Diving, you must be:  
At least 10 years old

## Your Next Adventure

Once you complete a Discover Scuba Diving program, you'll want to check out: [Scuba Diver](#) and [Open Water Diver](#) certification courses.

## 10. Bubblemaker 8 yrs+

### PADI Bubblemaker Experience

What a great way to introduce children to scuba diving in a pool in less than six feet of water. Celebrate a birthday by throwing a memorable, exciting Bubblemaker party with friends and family at your local PADI [dive shop or resort](#). It's fun, easy and safe.

### The Fun Part

Youngsters can join in the family fun of scuba diving or even start a trend! Children should be comfortable in the water, but they don't have to be super swimmers. With youngsters in mind, the maximum depth is only 2 metres/ 6 feet.

- Typical sessions last about an hour (sign up, gear up and fun included)
- Also available as an open water experience (2 metres/ 6 feet max. depth)

### What You Learn

Kids get a chance to :

- Experience what scuba diving is like under the direct care and supervision of PADI Instructors
- Take their first [breath underwater](#)
- Learn about and use scuba diving equipment made for children – not adults

### The Scuba Gear You Use

Children use all the [basic scuba gear](#), which is made for their size and stature.

Check with your [local dive shop](#) about setting up a Bubblemaker experience today.

### The Learning Materials You Need



Ready to blow bubbles? The Bubblemaker crewpak gives kids a memento of their visit to the underwater world and is full of fun surprises. The pack includes: a kid-sized beach towel, log book, certificate, temporary tattoo emblem and the adorable and a popular Bubblemaker "action figure." Adults love them, too.



## Prerequisites

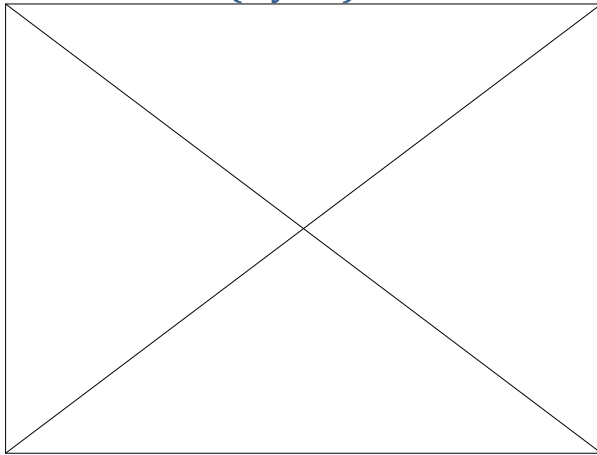
The PADI Bubblemaker program is for children age 8 and above.

- No pre-training required

## Your Next Adventure

Bubblemakers can continue the adventure to complete AquaMissions during the [Seal Team](#) program. Those who are 10-14 years old can take the [Junior PADI Open Water Diver](#) course and may want to pursue other advanced [kids courses](#).

## 11.Seal Team (8 yrs+)



### The PADI Seal Team Program

The PADI Seal Team is for young divers who are looking for action-packed fun in a pool by doing exciting scuba AquaMissions.

Have you ever wondered what it's like to dive with flashlights, take digital pictures underwater or float effortlessly like an astronaut? These are AquaMissions that introduce you to [wreck](#), [navigation](#), [buoyancy](#), [underwater photography](#), environmental awareness and more.

Here's your chance to do some cool stuff in the pool, meet friends and share in the adventure of the underwater world.

## The Fun Part

The best part of the Specialty AquaMissions is they reinforce save diving skills while the kids are having fun. PADI Seals get to sample a wide variety of dives.

In addition, it provides parents with a structured program that lets their children develop skills, learn about the aquatic environment and have a lot of good, clean fun. This is also an excellent way to introduce kids to scuba diving prior to full [Open Water Diver certification](#).

## What You Learn

The PADI Seal Team program is broken into two parts.

Part one, AquaMissions 1 - 5, teaches kids the basics of diving - things like [buoyancy](#) control, [mask](#) clearing, [regulator](#) recovery, etc.

After building a solid foundation of scuba skills, kids move on to part two. Part two is full of specialty AquaMissions, which usually last about an hour.

## PADI Seal Team

- Helps children learn responsibility
- Teaches children about the aquatic environment
- Is a fun pool-only experience
- Is conducted by certified, trained PADI Professionals

## The Scuba Gear You Use

Children use all the basic [scuba gear](#), which is made for their size and stature.

Check with your [local dive shop](#) about gear rentals and packages offered with this program. You can find most everything at the [scuba diving shop](#)

## The Learning Materials You Need

Calling all Seal Team recruits: The Seal Team crewpak includes everything a PADI Seal Team member needs to prepare for their AquaMissions. Video on DVD? Check! Activity book? Check! Log book pages? Check! You are now cleared for an underwater adventure . . .

## Prerequisites

To participate in PADI Seal Team, a child

- Must be at least 8 years old

## Your Next Adventure

Upon successful completion of the first five AquaMissions, students become a PADI Seal Team members. Upon successful completion of 10 additional specialty Aqua Missions, students become [Master Seal Team members](#)

## When kids are 10 years old, they can take complete the [Junior PADI Open Water D](#) The PADI Skin Diver Course

### Learn to snorkel and skin dive!

Explore the underwater world from the surface.

The PADI Skin Diver certification helps you get - and keep - your fins wet. While snorkeling is limited to peering down from the surface, skin divers generally venture further than snorkelers, making frequent surface dives to interact with aquatic life, up close and personal.

### What You Learn

The course provides basic information on skin diving equipment, dive science, the environment, problem management and safe skin diving practices.

Inwater training includes various techniques for donning and adjusting equipment, entering the water, checking buoyancy, surface swimming, clearing water from your snorkel and performing effortless surface dives.

### Prerequisites

To enroll in the PADI Skin Diver course, you must be

- at least eight years old
- comfortable in the water.

### The Fun Part

The best part is learning to use your [mask](#), [fins](#) and [snorkel](#) so you don't miss a moment of underwater action. Whether you're looking at your local freshwater lake or the big blue ocean, you'll have a new perspective on just about every body of water. You can use your new aquatic skills to explore a brand new world during an optional open water dive. And, when you've finished the course, you'll get a PADI Skin Diver certification card for your efforts and be ready for your next adventure.

### The Learning Materials You Need

The PADI Skin Diver course doesn't have any required materials, but you'll enjoy the PADI Discover the Underwater World video. The video covers all of the great reasons to jump in and includes tips that will come in handy once you hit the water. A companion piece is The Snorkeler's Field Guide. This handy booklet illustrates various underwater environments along with their common aquatic life.

To purchase these products, contact your local PADI Instructor, [dive shop or resort](#)

[iver](#) certification.

## 12. PADI Divemaster Course

Looking for the first step in working with [scuba as a career](#)? Your adventure into the professional levels of recreational scuba diving begins with the PADI Divemaster program. Working closely with a PADI Instructor, in this program you expand your dive knowledge and hone your skills to the professional level. PADI Divemaster training develops your leadership abilities, qualifying you to supervise dive activities and assist instructors with student divers. PADI Divemaster is the prerequisite certification for both the [PADI Assistant Instructor](#) and [PADI Open Water Scuba Instructor](#) certifications.

### Get College Credit

You may be able to [earn college credit for the PADI Divemaster course](#).

### What You Learn

During the PADI Divemaster program, you learn dive leadership skills through both classroom and independent study. You complete water skills and stamina exercises, as well as training exercises that stretch your ability to organize and solve problems as well as help others [improve their scuba](#). You put this knowledge into action through a structured internship or series of practical training exercises.

### What You Can Teach

After becoming certified as a PADI Divemaster you will be authorized to:

- Supervise both training and non-training-related activities by planning, organizing and directing dives
- Assist a [PADI Instructor](#) during the training sessions for any PADI Diver course
- Conduct the PADI Skin Diver course and PADI Discover Snorkeling program
- Conduct the PADI Discover Local Diving experience
- Conduct the PADI [Scuba Review](#) program
- If qualified as a Discover Scuba Diving Leader, independently conduct the PADI [Discover Scuba Diving](#) program.
- Earn the PADI Digital Underwater Photographer Specialty Instructor rating to be able to teach the [PADI Digital Underwater Photographer](#) specialty.
- Independently guide Open Water Diver course students on the tour portion of [Open Water Diver course](#) Training Dives 2, 3 and 4 at a ratio of two student divers per certified divemaster.
- Accompany Open Water Diver students under the indirect supervision of a PADI Instructor during:
  - surface swims to and from the entry/exit point and during navigational exercises
  - when the instructor conducts a skill, such as an ascent or descent, a Divemaster can remain with other student divers (with an individual student or buddy team)

- Accompany student divers during [Adventure Dives](#) or Specialty training dives under the indirect supervision of a PADI Instructor.
- Conduct the PADI [Seal Team](#) Skin Diver Specialist AquaMission
- Conduct subsequent dives under an instructor's indirect supervision for Discover Scuba Diving participants after participants have satisfactorily completed the first dive with a PADI Instructor.
- Teach [Emergency First Response](#) courses after successfully completing an [Emergency First Response Instructor course](#).

At a glance, compare [what you can teach](#) when you continue your professional diver education.

### The Scuba Gear You Use

- You use all the [basic scuba equipment](#) and some [scuba accessories](#) such as a dive slate, [dive knife](#), compass, [dive watch](#), etc.
- It is highly recommended that you own all of your own scuba equipment, as familiarity with personal gear improves general scuba diving skills. You can find most everything at your local [dive shop](#)

### The Learning Materials You Need

The PADI Divemaster crewpak includes everything you'll need to start the PADI Divemaster program. The complete set of materials includes:

- The Encyclopedia of Recreational Diving - a comprehensive overview of diving physics, physiology, and equipment.
- The Diving Knowledge Workbook – a self-study guide used in preparation for the Divemaster and Instructor exams.
- Divemaster slates
- PADI Divemaster Manual
- CD-ROM with instructor outlines for Divemaster-conducted programs (exclusive item not available for purchase separately)

### Prerequisites

To take this course, you must be:

- 18 years old
- [A PADI Advanced Open Water Diver](#) (or qualifying certification from another training organization)
- [A PADI Rescue Diver](#) (or qualifying certification from another training organization)
- [An Emergency First Response Primary and Secondary Care](#) (or qualifying first aid and CPR training from another organization) course completion within the past 24 months.

- Have at least 20 dives to begin the course and 60 for certification
- Be fit for diving and submit a [Medical Statement \(PDF\)](#) signed by a physician within the last 12 months.

### Other Courses That Will Prepare You for Success as a PADI Divemaster

Here are some suggestions for other PADI courses that will help make you more successful as a PADI Divemaster:

- [Boat Diver](#)
- [Coral Reef Conservation](#)
- [Digital Underwater Photographer](#)
- [Emergency First Response Instructor](#)
- [Emergency Oxygen Provider](#)
- [Enriched Air Diver \(You can even sign up for the PADI Enriched Air Course Online!\)](#)
- [Equipment Specialist](#)
- [Night Diver](#)
- [Peak Performance Buoyancy](#)
- [Underwater Naturalist](#)
- [Underwater Navigation](#)

## 13. Assistant Instructor

### The PADI Assistant Instructor course

As a PADI Assistant Instructor, you not only gain additional experience as a PADI Professional scuba diver, but you also start learning the PADI System of diver education. You can act as an instructional scuba assistant and assume limited teaching responsibilities. It's a great way to gain experience in order to [become a scuba instructor!](#)

The PADI Assistant Instructor Course can be conducted by all Five Star Dive Shops and Resorts and Five Star Instructor Development Centers and Resorts. To find the one closest to you, please visit our [Dive Shop Locator](#).

The PADI Assistant Instructor course is the first portion of the PADI Instructor Development Course (IDC) and when followed by the [Open Water Scuba Instructor course \(OWSI\)](#) and successful performance at the Instructor Examination (IE), leads to certification as a [PADI Open Water Scuba Instructor](#).

### The Fun Part

Get mentored while gaining hands-on experience teaching students.

### Get College Credit

You may be able to earn [college credit for the PADI Assistant Instructor course](#).

## What You Learn

You build upon your abilities to organize and supervise scuba diving activities, while concentrating on developing teaching skills. You learn through:

- Knowledge development through self-study, quizzes, lectures and presentations
- Confined water skill review and assessment, workshops and presentations
- Open water workshops, rescue assessment and candidate presentations

The PADI Assistant Instructor Course consists of these sections:

- Module 1: Academic Training
  - [PADI Discover Scuba Diving](#) and Snorkeling Programs
  - Developing Knowledge Development Presentations
  - Teaching [Project AWARE](#) and [Peak Performance Buoyancy](#) Specialties
  - Teaching in Confined Water
  - Conducting Open Water Training Presentations
- Module 2: Independent Study
  - Knowledge Development
- Module 3: Practical Application
  - Confined Water and Open Water Teaching Presentations
  - Standards Exam
  - Dive Rescue Skills Assessment

## What You Can Teach

In addition to the responsibilities and duties you already have as a [PADI Divemaster](#), as a PADI Assistant Instructor you can:

- Teach academic presentations under the indirect supervision of a [PADI Instructor](#)
- During confined water dives, present initial skills training under the direct supervision of a [PADI Instructor](#)
- Evaluate Open Water Diver surface skills under the indirect supervision of a [PADI Instructor](#)
- Teach and certify PADI [Peak Performance Buoyancy Specialty Divers](#) under the direction of a PADI Instructor
- Teach [Project AWARE](#) Specialty courses
- Teach the AWARE Coral Reef Conservation specialty course
- Conduct PADI [Discover Scuba Diving](#) experiences in a pool or confined water
- Conduct PADI [Seal Team](#) AquaMissions
- Teach PADI [Digital Underwater Photographer](#) specialty courses under the direction of a PADI Instructor after earning the PADI Digital Underwater Photographer Specialty Instructor rating

At a glance, compare [what you can teach](#) when you continue your professional diver education.

## The Scuba Gear You Use

You use all the [basic scuba equipment](#) and some [scuba accessories](#) such as a dive slate, [dive knife](#), compass, [dive watch](#), etc.

It is highly recommended that you own all of your own scuba equipment, as familiarity with personal gear improves general scuba diving skills. You can find most everything at your local [dive shop](#)

## The Learning Materials You Need

The PADI IDC crewpak includes all the materials needed to prepare for a PADI Assistant Instructor or [Open Water Scuba Instructor](#) course. The 23-item pack includes:

- Instructor cue cards for PADI's core courses (OW, AOW, Rescue and Divemaster)
- IDC Candidate Workbook and related reference materials,
- Lesson planning slates for confined and open water
- Quiz and exam booklets for the core courses
- Specialty outlines for Project AWARE
- PADI Instructor Manual.

## Prerequisites

You must

- Be a [PADI Divemaster](#) or qualifying certification from another certification organization
- Be at least 18 years old
- Have 60 logged dives, including [night](#), [deep](#), and [navigation](#) dives
- Have been a certified diver for at least 6 months
- Have [CPR and First Aid Training](#) within the last 24 months
- Be fit for diving and submit a [Medical Statement \(PDF\)](#) signed by a physician within the last 12 months
- Want a fun and exciting career!

If you are looking for information on [where to go pro](#), please contact your PADI Instructor Development Center or Career Development Center or Resort and sign-up today.

## Your Next Adventure

Take the full Instructor Development Course to become a PADI [Open Water Scuba Instructor](#) so you can teach and certify PADI Open Water Divers.